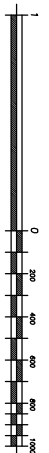
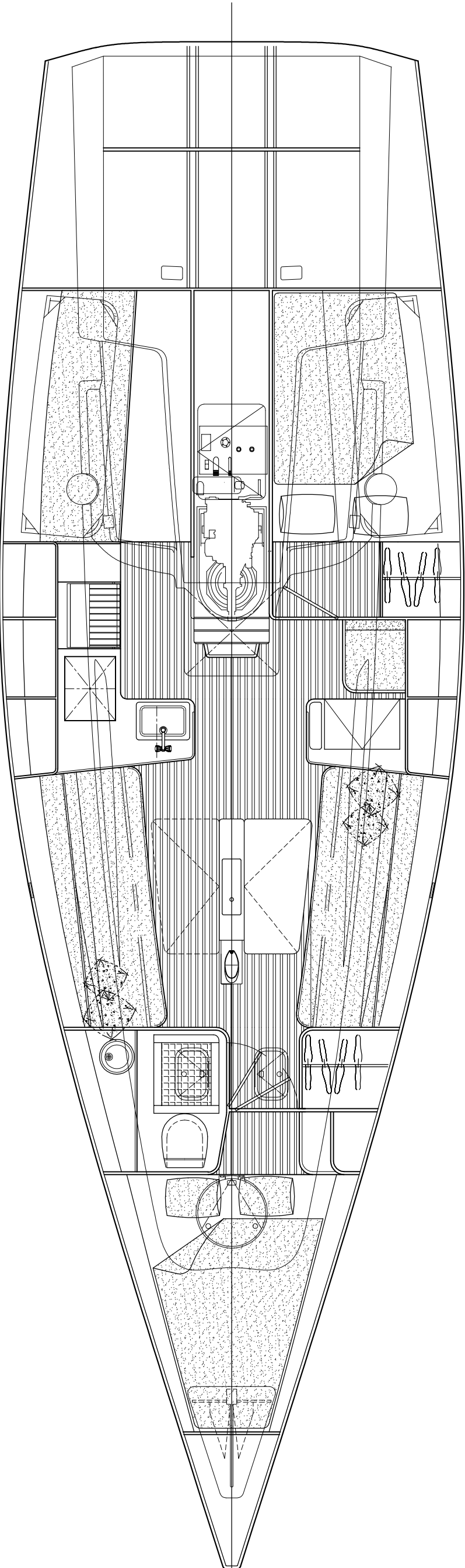
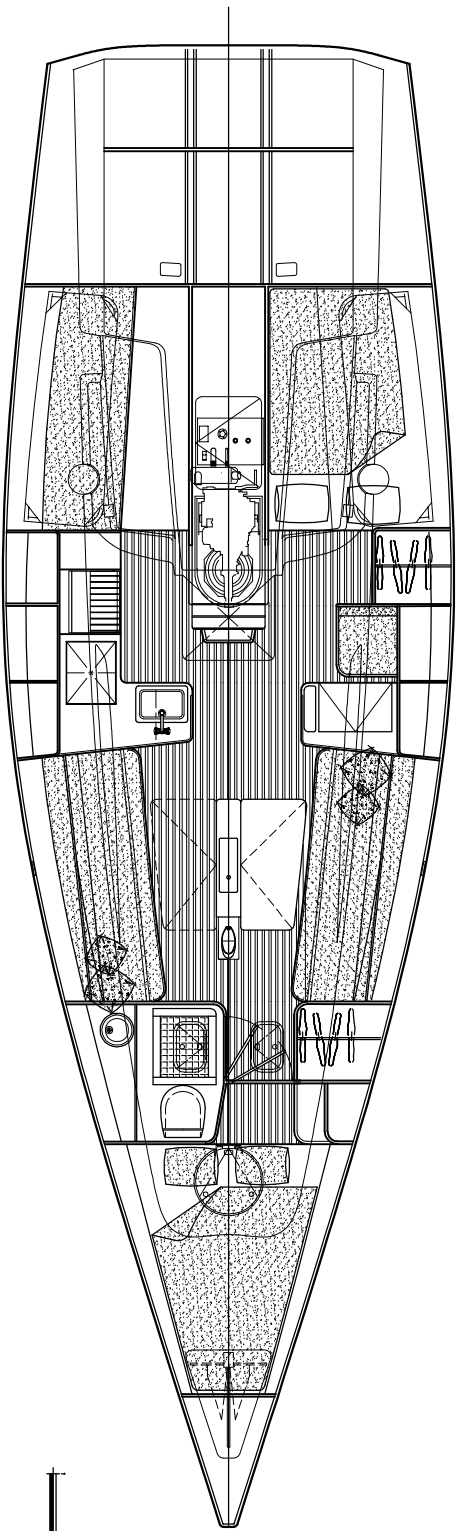


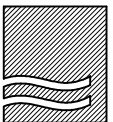
Enclosed Aft Cabin



Open Aft Cabin Option 1:30



COPYRIGHT
 THIS PRELIMINARY MUST NOT BE REPRODUCED, DISTRIBUTED, OR USED FOR ANY PURPOSE
 OTHER THAN IN CONNECTION WITH THE SPECIFIC PROJECT OR DESIGN FOR WHICH IT WAS DRAWN.
 THE DESIGNER'S LIABILITY IS LIMITED TO THE DESIGN AND CONSTRUCTION OF THE YACHT.
 THE PRICE OF THESE PLANS INCLUDES 90% PERMANENT WORK ONLY. NO GUARANTEE OF
 WITHOUT THE DESIGNER'S WRITTEN CONSENT IN THE FORM OF SCHEDULE II TO THE CONTRACT
 AND THE PAYMENT OF APPROPRIATE FEES.



MILLS DESIGN

12.15m IRC Cruiser/Racer
 for: Summit Yachts

Deck Plan

BC40-166 prelim IP

Scale @ A1 = 1:17

© Mills Design 18/04/07

Mills Design Ltd.
 Glendale
 Kilbride
 Wicklow
 Ireland

t: +353 404 48500
 f: +353 404 48501
 m: +353 87 2242804
 info@mills-design.com
 www.mills-design.com